You'll need:

Scissors, glue,
split pin, chopstick (or stick),
thin card, tape

Instructions

Cut out the pieces

Concertina fold the biggest piece so the words are on the outside to form the stand

The characters all have numbers on them. place number 1 in the first position behind the words

Repeat with the other characters. you may want to glue them in position.
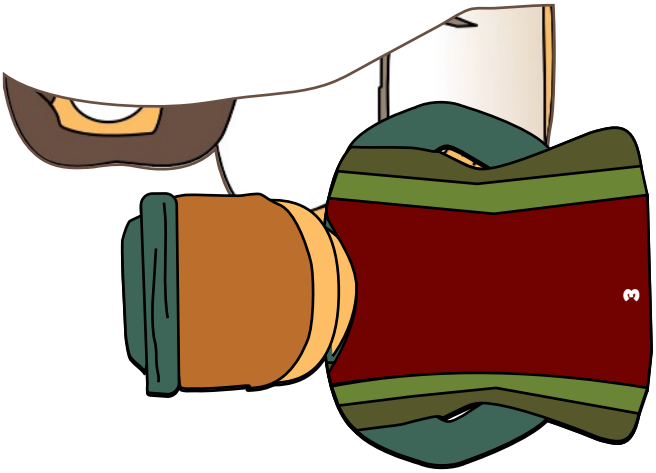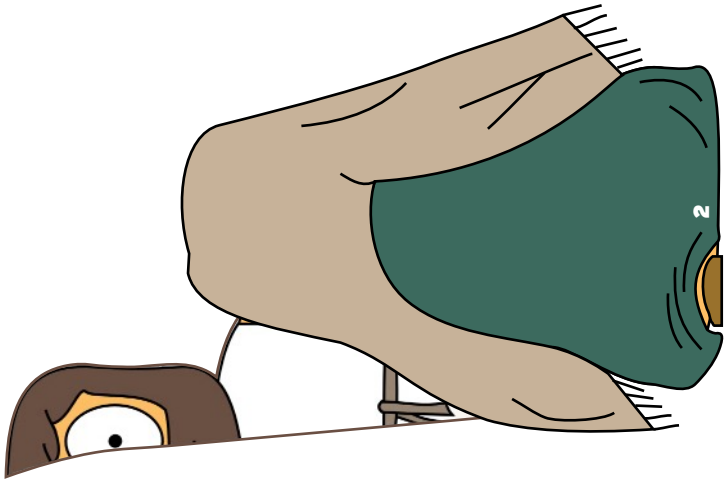
This looks best when viewed from at least 50cm away.